



BELGARD[®]
PAVES THE WAY[™]

PRODUCT CATALOG



LOCAL SERVICE NATIONAL REACH

Belgard® has been North America's number one brand of pavers and landscape wall products for over 25 years.

The only nationwide provider of hardscape products, we have established ourselves as an industry leader and dedicated partner to homeowners and industry professionals alike. With over 20,000 hours each year dedicated to research and development, we are renowned for paving the way with expertise and innovations that guide industry trends.

Backed by a national infrastructure of more than 150 operating locations, every town is our town. Our network of Belgard Authorized Contractors is trained to deliver superior craftsmanship, and our products set the standard for quality. We proudly stand behind those products with a lifetime transferable limited warranty, giving you the peace of mind to know that your outdoor space will retain its beauty for years to come.



6 UNIQUE LOOKS TO FIT ANY STYLE

Collections by Belgard®, a simple, straightforward way to navigate our product offerings. Sorted by texture, each collection is a sampling of products that look great together no matter the application.

M METROPOLITAN
Smooth finish. Straight lines.


L LEGACY
Soft edges. Split face.
Accent pieces.

E ENVIRONMENTAL
Permeable. Eco-Friendly.

N NATURAL
Look of slate and worn stone. Sculpted.

H HERITAGE
Antiqued. Tumbled.

P PORCELAIN
High-definition.
Unbeatable durability.



NOTE: Belgard® cannot guarantee printed color swatches will match actual product. All colors shown are approximate representations of the standard product. Actual colors may vary slightly due to batch variances and environmental conditions at time of photography. Actual sizes may vary by region. Please contact your local Belgard representative for accurate samples, availability and pricing.



See page 6 for Belgard's
2021 Color of the Year



24

PRODUCT FEATURES

Tru-Scapes Lighting	p. 8
Geometric Shapes	p. 48
Versatile Landscaping.....	p. 80



62



86

PAVERS

METROPOLITAN

Catalina Grana®.....	p. 26
Lafitt® Grana Slab	p. 28

NATURAL

Agilina™ Plank.....	p. 30
Catalina™ Slate.....	p. 32
Lafitt® Rustic Slab.....	p. 34
Lafitt® Paver	p. 37
Mega-Arbel® Patio Slab.....	p. 38

HERITAGE

Bergerac®.....	p. 38
Cape Cobble™.....	p. 39
Dublin Cobble®.....	p. 40
Old York™.....	p. 41

LEGACY

Holland Stone	p. 42
London Cobble.....	p. 43

ENVIRONMENTAL

Aqualine.....	p. 44
Turfstone™.....	p. 45
Urbana® Stone.....	p. 46

PORCELAIN

Ardesie.....	p. 52
Quarziti 2.0.....	p. 53
Glocal.....	p. 54
Noon.....	p. 56
Verona™.....	p. 58
Unico.....	p. 59

WALLS

NATURAL

Belair Wall®.....	p. 66
Diamond Pro® PS Quarried Face	p. 68

HERITAGE

AB® Collection.....	p. 70
Brookshire™.....	p. 72
Weston Stone™.....	p. 74

LEGACY

Diamond® 9D.....	p. 76
Diamond Pro® PS Victorian Face.....	p. 78

VERSATILE LANDSCAPING

METROPOLITAN

Artforms™.....	p. 82
----------------	-------

NATURAL

Ashlar Tandem™.....	p. 84
---------------------	-------

FIRE FEATURES

NATURAL

Bordeaux™ Series.....	p. 88
Bristol™ Series.....	p. 90
Flagstone Fire Pit Kit.....	p. 91

HERITAGE

Brighton™ Series.....	p. 92
Countryside Fire Pit Kit	p. 94
Weston Stone™ Fire Pit Kit	p. 95

ACCESSORIES

METROPOLITAN

Laguna™ Coping.....	p. 98
---------------------	-------

NATURAL

Coventina™ Coping.....	p. 100
Landings™ Step.....	p. 101

HERITAGE

Brookshire™ Curb.....	p. 102
-----------------------	--------

LEGACY

Marina™ Coping.....	p. 103
---------------------	--------

6 YEARS OF INSPIRING OUTDOOR LIVING DREAMS TOGETHER

Our long-term sponsorship of the HGTV® Dream Home means collaborating with top design professionals to create trend-forward outdoor spaces that inspire millions of homeowners.

VISIT Belgard.com/HGTVDreamHome
FOR MORE THROWBACK PHOTOS FROM THE LAST FIVE YEARS

TOP: ASHLAR TANDEM SEAT WALL & CATALINA SLATE

BOTTOM: CATALINA SLATE & BORDEAUX GRILL ISLAND

RIGHT: BORDEAUX FIREPLACE AND WOOD BOXES & CATALINA SLATE



RELIVE *the* DREAM



HGTV, HGTV Dream Home, HGTV Dream Home Giveaway and their associated logos are trademarks of Discovery or its subsidiaries and affiliates. All rights reserved.
Photos © 2016 - 2019 Discovery or its subsidiaries and affiliates. All rights reserved.



LEFT: MELVILLE PLANK, MELVILLE TANDEM FIREPIT, ASHLAR TANDEM PLANTER BOX, LANDINGS STEP & TURIN STEP STONES

TOP: MELVILLE PLANK

BOTTOM: TURIN STEP STONES, MELVILLE PLANK, & ASHLAR TANDEM GRILL ISLAND

2019

WHITEFISH, MONTANA

This **MODERN MOUNTAIN HIDEAWAY** featured seamless transitions between the indoor and outdoor spaces to enhance the dramatic view.

2020




HILTON HEAD ISLAND, SOUTH CAROLINA

This **COASTAL LOWCOUNTRY RETREAT** embraced the marsh-front backdrop by weaving organic elements and textures throughout the entire space.


Escape back to the idyllic retreats of HGTV® Dream Home

LOOK FOR US IN THE
2021 HGTV DREAM HOME!





Combine Marigold with 2020 Color of the Year, Terrarium, to energize your outdoor spaces.



BRIGHTEN *your* SPACE

with Belgard's Color of the Year

A versatile and vibrant hue, Marigold pairs well with neutrals to add a boost of energy to the Naturalism trend.

Tying in perfectly with last year's pick, Terrarium, this punchy Color of the Year acts like a ray of sunshine to add a cheerful vibe to your outdoor spaces.



MARIGOLD
Belgard Color of the Year



LIGHT *up the* NIGHT



BLUETOOTH® TRANSFORMERS

App based transformer allows for easy set-up and programming

Smart Bluetooth wireless landscape lighting transformer with a dashboard to check status and manually control the lights



150 Watt



300 Watt



LOW VOLTAGE PATHWAY LIGHTS for Pathways, Patio Edges & Flower Beds



Traditional Path Light



Classic Path Light



Modern Path Light



Lantern Path Light



ACCENT/SPOT LIGHTS for Plants, Trees, Houses & Landscape Features



Traditional Accent Light



High Power Accent Light



Wall Wash Light



PAVER LIGHTS for Walkways



6-Inch



8-Inch




9-Inch

HARDSCAPE LIGHTS for Steps & Walls



7-Inch



PILLAR LIGHTS for Pillars & Columns



Traditional Pillar Light



Modern Pillar Light



NEW!

Noble Pillar Light





WATER



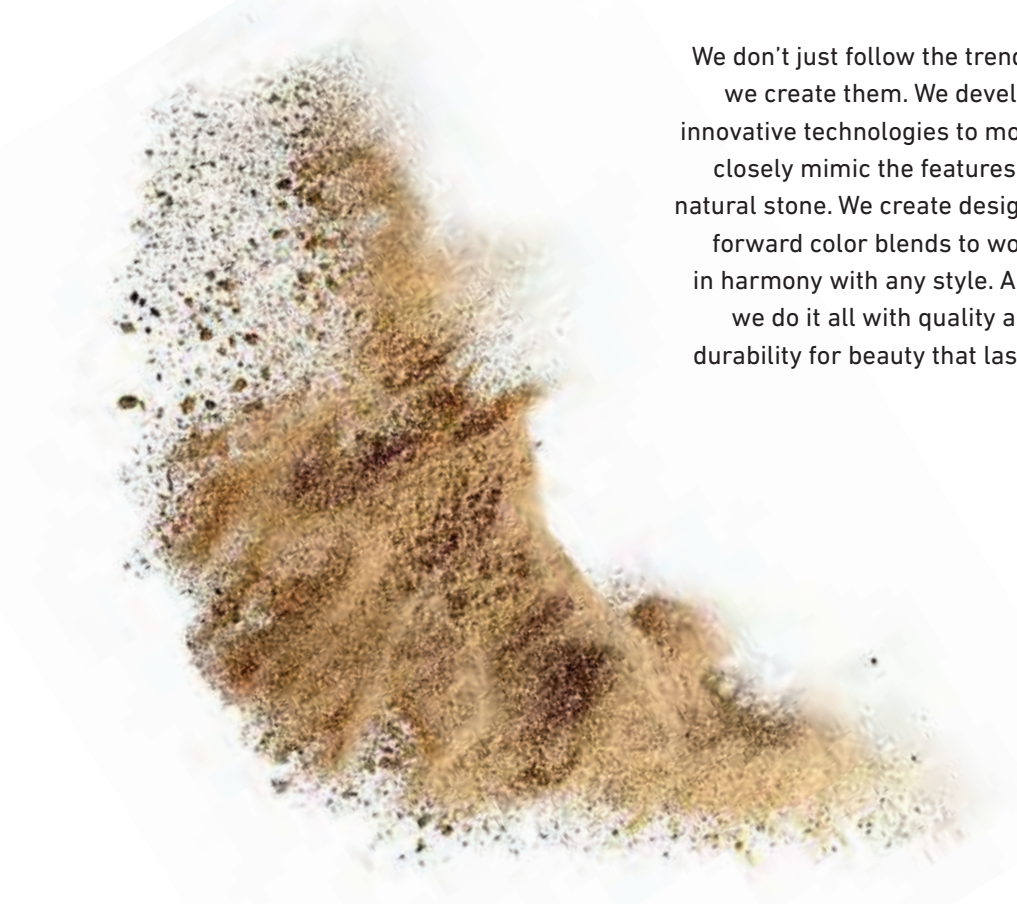
PIGMENT



**COARSE
& FINE
AGGREGATE**

We don't just follow the trends, we create them. We develop innovative technologies to more closely mimic the features of natural stone. We create design-forward color blends to work in harmony with any style. And we do it all with quality and durability for beauty that lasts.

SEE WHAT WE'RE MADE OF



**PORTLAND
CEMENT**

TEXTURE

Texture plays an integral role in outdoor living design. The textures chosen can add a dimensional aspect, a time-worn aesthetic or an element of sophistication.



SLATE / RUSTIC




SCULPTED



COBBLED



DIMPLED



SMOOTH / GRANA



STANDARD



DISTRESSED



TUMBLED

SCALE

Depending on the design goals, the shape and size of a paver can help make an outdoor space look more cozy, more open and contemporary, or more in harmony with the surrounding environment.



COLOR TECHNOLOGY

BRIGHTER COLORS, LONGER.

Belgard® uses a variety of cutting edge technologies to improve product durability and make sure colors stand the test of time. Through the use of proprietary admixtures and in-line treatments, we are able to protect our products from the very beginning, during the manufacturing process.

To find out what's available with TrueColor, look for this icon on select product pages.



TRUECOLOR™

Enhances Color & Durability



Durability



UV Resistance




Stain Resistant



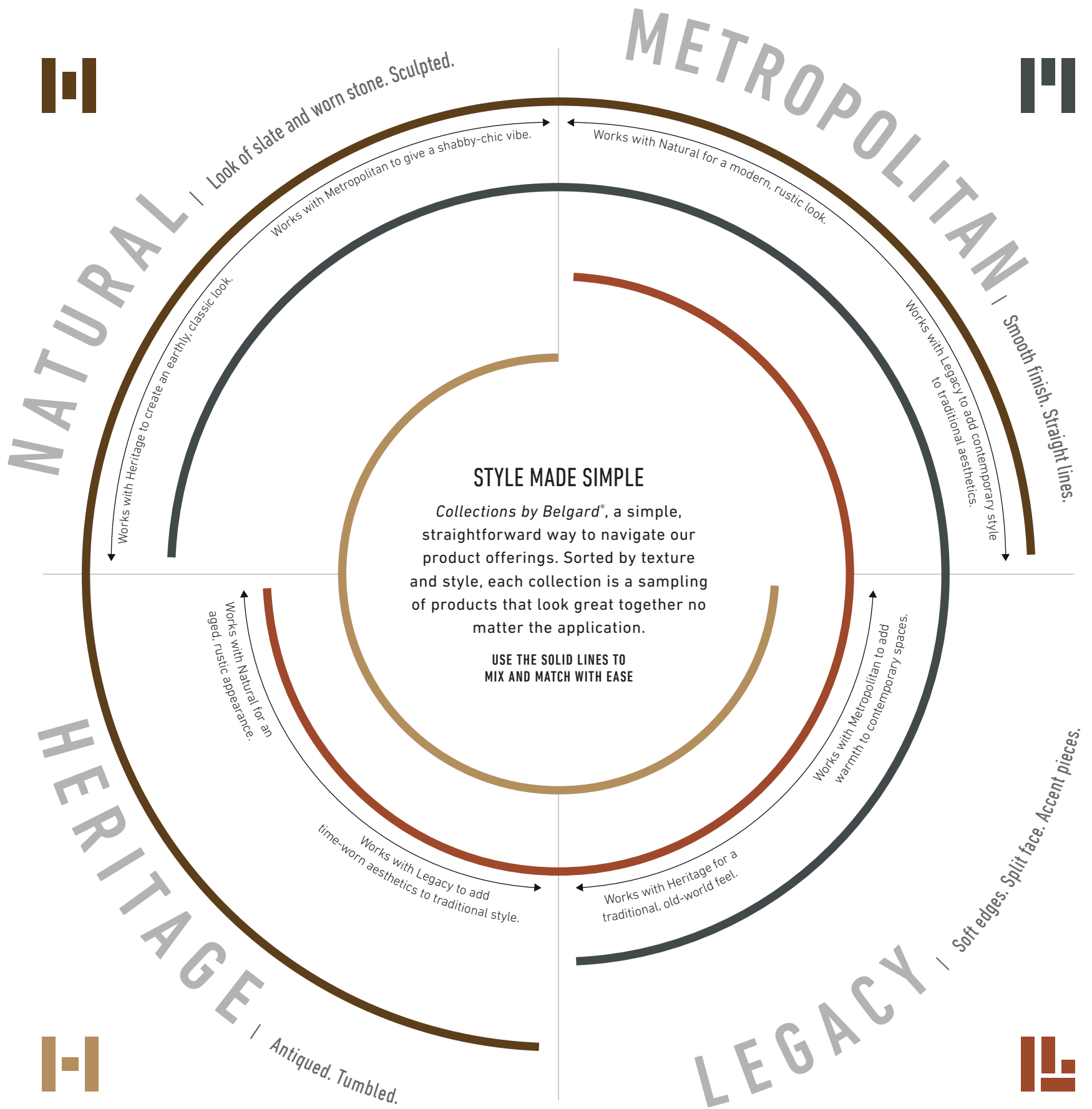
Enhanced Color


WHAT IS TRUECOLOR?

TrueColor is a treatment infused during the manufacturing process to deliver a lifetime of quality. Each paver is carefully treated for enhanced color, improved durability, and increased protection against extreme weather. To create an easily maintained surface that keeps the pavers rich and bright, TrueColor deflects harsh UV rays, repels water, and limits wear and tear. By choosing a pre-sealed paver, future fading and staining is avoided. So that season after season, and year after year, TrueColor pavers continue to look new. That's our Pre-Sealed Promise. That's TrueColor.




Visit [Beldgard.com/Truecolor](http://Belgard.com/Truecolor) to learn more about how TrueColor protects your pavers.





METROPOLITAN & LEGACY

The soft edges of Legacy accent the smooth, straight lines of Metropolitan



HERITAGE & LEGACY

Use the Legacy collection to accent the antiqued look of Heritage

MIX, MATCH & MORE WITH COLLECTIONS



NATURAL & METROPOLITAN

The sculpted look of Natural provides textural contrast to the smooth finish of Metropolitan



NATURAL & HERITAGE

The worn stone slate of Natural pairs well with the antiqued look of Heritage





*Top: Bergerac® Circle Kit in Sable Blend, Weston Stone™ Wall in Sable Blend,
Old York™ in Charcoal Urbana® Stone in Sable Blend*


Bottom: Bergerac® in Sable Blend and Old York™ in Charcoal

Right: Diamond® 9D in Danville Blend and Landings™ Step in Sable Blend









*Top: Catalina™ Slate in Silex Blend, Bergerac® in Charcoal. Marina™ Coping in Silex Blend
Bottom: London Cobble in Silex Blend
Left: Old York™ in Charcoal ©Jared Kuzia for This Old House*





Top: Lafitt® Rustic Slab in Danville Blend and Old York™ in Charcoal
Bottom: Lafitt® Rustic Slab in Danville Blend, Holland Stone Paver in Charcoal and Belair Wall® in Danville Blend
Right: Lafitt® Rustic Slab in Sillex Blend











Top: Lafitt Rustic Slab in Danville Blend, Mega-Arbel® in Danville Blend and Old York™ in Walnut

Bottom: Urbana® Stone in Sable Blend and Old York™ in Charcoal

Left: Lafitt Rustic Slab in Silex Blend, Mega-Arbel® in Danville Blend, Custom Bel-Air Cap, Brookshire™ 6" Wall in Sable Blend and Countryside Fire Pit in Allegheny



LEGEND



METROPOLITAN



NATURAL



HERITAGE



LEGACY



ENVIRONMENTAL



PERMEABLE



VEHICULAR
USE



TRUECOLOR

PAVERS



METROPOLITAN

26

Catalina Grana®

28

Lafitt® Grana Slab

NATURAL

30

Agilina™ Plank

32

Catalina™ Slate

34

Lafitt® Rustic Slab

36

Lafitt® Paver

37

Mega-Arbel®
Patio Slab

HERITAGE

38

Bergerac®

39

Cape Cobble™

40

Dublin Cobble®

41

Old York™

LEGACY

42

Holland Stone

43

London Cobble

ENVIRONMENTAL

44

Aqualine™

45

Turfstone™


46

Urbana® Stone


*slate
smooth
tumbled*

CATALINA GRANA[®]


Danville Blend



DANVILLE BLEND



SABLE BLEND



SILEX BLEND



MODERN
LINEAR
SMOOTH



TRUECOLOR[™]
Pre-Sealed Promise

*Please refer to page 12
for more information.*

3-PIECE | 60MM



6 x 12 x 2³/₈



9 x 12 x 2³/₈



12 x 12 x 2³/₈








LAFITT®

GRANA SLAB


Silex Blend



DANVILLE BLEND



SABLE BLEND



SILEX BLEND




SLEEK
CONTEMPORARY
LARGE-SCALE


3-PIECE MODULAR | 60MM




7³/₈ x 14⁷/₈ x 2³/₈



14⁷/₈ x 14⁷/₈ x 2³/₈



14⁷/₈ x 22⁵/₁₆ x 2³/₈







AGILINA™

PLANK

Sable Blend



DANVILLE BLEND



SABLE BLEND



SILEX BLEND



TEXTURED
NATURAL FINISH
CLASSIC



TRUECOLOR™
Pre-Sealed Promise

Please refer to page 12
for more information.

Installed in HGTV's Dream Home 2021!

3-PIECE - 5" | 80MM



5 x 11¹/₁₆ x 3/8



5 x 15³/₄ x 3/8



5 x 19¹/₁₆ x 3/8

3-PIECE - 7 1/2" | 80MM



7 1/2 x 11¹³/₁₆ x 3/8



7 1/2 x 15³/₄ x 3/8



7 1/2 x 19¹/₁₆ x 3/8



[Beldard.com/HGTVdreamhome](http://Belgard.com/HGTVdreamhome)








CATALINA™

SLATE

Silex Blend



DANVILLE BLEND



SABLE BLEND



SILEX BLEND



TEXTURED
VERSATILE
NATURAL


3-PIECE STONE | 60MM




6 x 12 x 2³/₈



9 x 12 x 2³/₈



12 x 12 x 2³/₈







LAFITT®

RUSTIC SLAB

Sable Blend



DANVILLE BLEND



SABLE BLEND



SILEX BLEND




CUT SLATE
LARGE-SCALE
VERSATILE

3-PIECE MODULAR | 60MM*



7³/₈ x 14⁷/₈ x 2³/₈



14⁷/₈ x 14⁷/₈ x 2³/₈




14⁷/₈ x 22⁷/₁₆ x 2³/₈

Installed in HGTV's Dream Home 2021!


HGTV
DREAM HOME
PROUD SPONSOR 2021

[Beldard.com/HGTVdreamhome](http://Belgard.com/HGTVdreamhome)

*Also available with TrueColor.








CHARCOAL



SABLE BLEND



WALNUT



DURABLE
NATURAL
FLEXIBLE



TRUECOLOR™
Pre-Sealed Promise

*Please refer to page 12
for more information.*



LAFIT[®]
PAVER

6 X 6 | 60MM

6 X 9 | 60MM



6 x 6 x 2³/₈



6 x 9 x 2³/₈

MEGA-ARBEL[®]

PATIO SLAB

Sable Blend



DANVILLE BLEND



SABLE BLEND



SILEX BLEND




FLAGSTONE
ORGANIC
HARMONIOUS


60MM




15 $\frac{3}{8}$ x 21 x 2 $\frac{3}{8}$



CHARCOAL



SABLE BLEND



WALNUT



TIMELESS
WEATHERED
TEXTURED



BERGERAC[®]

Sable Blend

4-PIECE COMBO | 60MM



5 1/2 x 4 3/4 x 2 3/8



5 1/2 x 6 5/16 x 2 3/8



5 1/2 x 7 7/8 x 2 3/8



5 1/2 x 9 7/16 x 2 3/8

SPECIAL
ORDER
Bergerac Circle Kit



CAPE COBBLE™

Sable Blend



SABLE BLEND



SILEX BLEND



ELEGANT
DISTRESSED
DISTINCT

SQUARE | 60MM



6 x 6 x 2 3/8

RECTANGLE | 60MM



6 x 9 x 2 3/8



DANVILLE BLEND



SABLE BLEND



SILEX BLEND



CLASSIC
ANTIQUED
ELEGANT



DUBLIN COBBLE® & CIRCLE KIT

Danville Blend

3-PIECE MODULAR | 60MM



2¹/₁₆ x 5¹/₁₆ x 2³/₈



5¹/₁₆ x 5¹/₁₆ x 2³/₈



5¹/₁₆ x 8⁷/₈ x 2³/₈

CIRCLE KIT | 60MM



5¹/₂ x Variable x 2³/₈



Silex Blend



CHARCOAL



FANEUIL HALL



SILEX BLEND



WALNUT



WEATHERED
ELEGANT
UNIQUE



TRUECOLOR™
Pre-Sealed Promise

*Please refer to page 12
for more information.*

60MM




3¹/₁₆ x 7⁷/₈ x 2³/₈

*Larger joints between pavers allow Old York
to be installed as a permeable paver option*



CHARCOAL



FANEUIL HALL



SABLE BLEND



SILEX BLEND



WALNUT



CLASSIC
ACCENT
SMOOTH



Silex Blend

60MM



$3\frac{1}{16} \times 7\frac{7}{8} \times 2\frac{3}{8}$

80MM



$3\frac{1}{16} \times 7\frac{7}{8} \times 3\frac{1}{8}$

SPECIAL
ORDER




LONDON COBBLE & *CIRCLE KIT*


Silex Blend




BRITTANY BLEND




SABLE BLEND




CHARCOAL




SILEX BLEND



DANVILLE BLEND



WALNUT



FANEUIL HALL



VERSATILE
TAILORED
PILLOW-TOP

SQUARE | 60MM



6 x 6 x 2³/₈

RECTANGLE | 60MM



6 x 9 x 2³/₈

CIRCLE KIT | 60MM



6 x Variable x 2³/₈

Special Order: also available Tumbled



SABLE BLEND



SILEX BLEND



MODULAR
SMOOTH
INTERLOCKING



Silex Blend

80MM



4½ x 9 x 3⅞

Contact Sales Rep for special order colors.



TURFSTONE™

Gray



GRAY



UNIQUE
ECO-FRIENDLY
DURABLE

80MM



15³/₄ x 23⁵/₈ x 3¹/₈



URBANA[®]

STONE

Sable Blend



DANVILLE BLEND



SABLE BLEND



SILEX BLEND



CHISELED
MODULAR
VINTAGE

Installed in HGTV's Dream Home 2020!



3-PIECE MODULAR | 60MM



3¹/₁₆ x 7⁷/₈ x 2³/₈



7⁷/₈ x 7⁷/₈ x 2³/₈



7⁷/₈ x 11¹³/₁₆ x 2³/₈



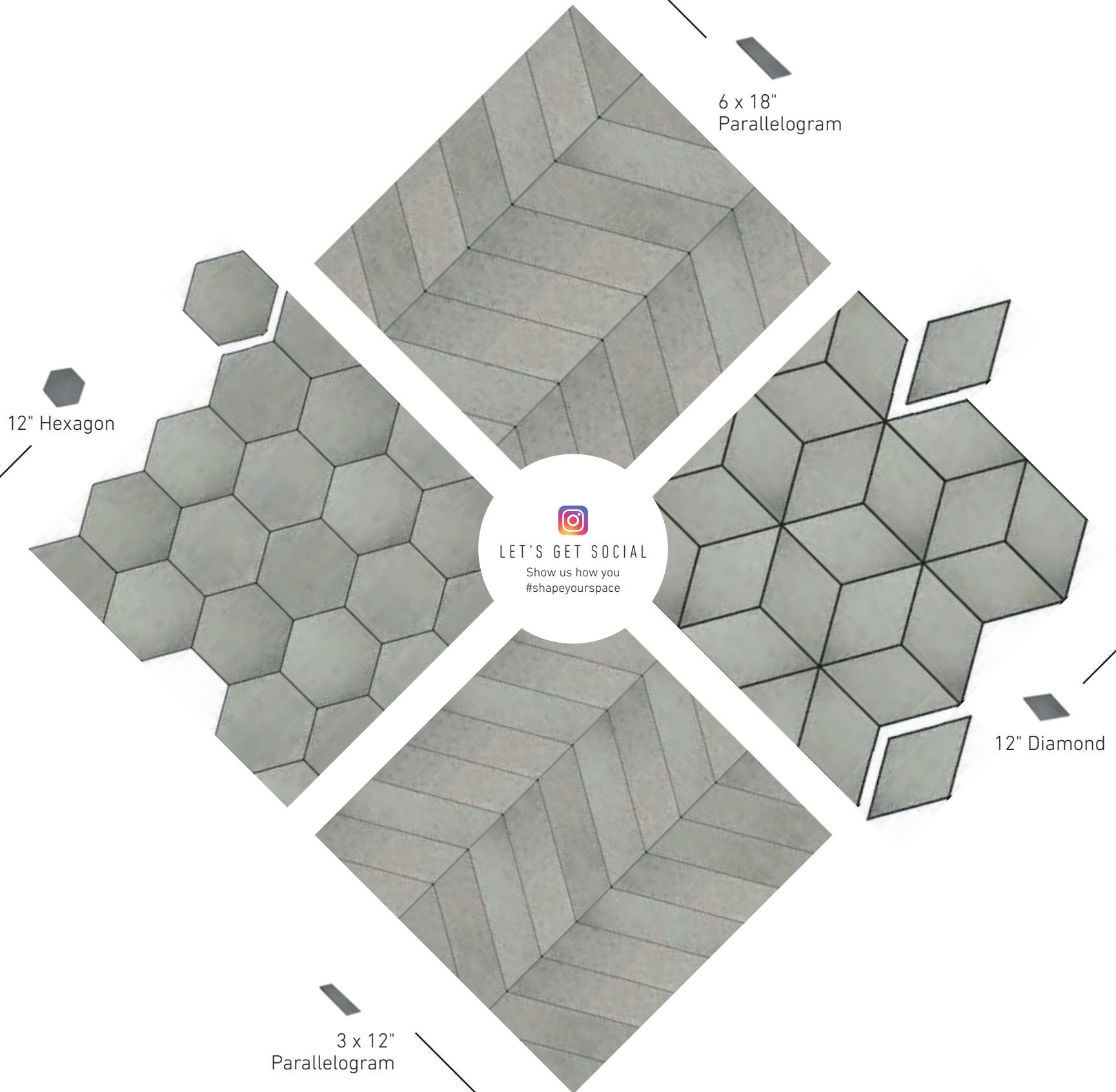
11³/₄ x 11³/₄ x 2³/₈

LARGE SQUARE | 60MM **SPECIAL ORDER**

[Beldard.com/HGTVdreamhome](http://Belgard.com/HGTVdreamhome)







6 x 18"
Parallelogram

12" Hexagon

12" Diamond


3 x 12"
Parallelogram


LET'S GET SOCIAL
Show us how you
#shapeyourspace

SHAPE YOUR SPACE

Create ultramodern or art deco paver designs with new geometric shapes. Use alone or in combination to add a visually interesting border, inlay or to go all out with a patio that really pops! With shapes all designed in increments of 3", you can mix and match to create a truly unique look.

FOR AVAILABILITY IN YOUR AREA,
VISIT Belgard.com/Geo





LEGEND



PORCELAIN



UNIFORM APPEARANCE



SLIGHT VARIATION



MODERATE VARIATION





SUBSTANTIAL VARIATION



REFLECTIVE SCALE

PORCELAIN



PORCELAIN

52
Ardesie

53
Quarziti 2.0

54
Glocal


56
Noon

58
Verona™

60
Unico

stone finish
wood finish
concrete finish

VISIT [Beltgard.com/Porcelain](http://Belgard.com/Porcelain)
FOR MORE STYLES AND COLORS



AFRICAN STONE
AD 03 NAT



CASUAL
VARIETY
NATURAL

*NOTE: This product can be installed
using elevated systems.*



African Stone

SPECIAL
ORDER

ARDESIE
STONE FINISH

**Special Order*

24 X 24



23.54 x 23.54 x 3/4

UNICO



12.99 x 23.54 x 3/4

*See page 60
for full product
information.*



*Spacers are required for all porcelain paver
installations. For vehicular applications,
there must be a mortar install over a concrete slab. Visit
Belgard.com/porcelain for additional installation details.*

MIRAGE
Porcelain Design. Sustainability


QUARZITI 2.0

STONE FINISH


Waterfall




GLACIER
QR 01 NAT



MOUNTAIN
QR 02 NAT



WATERFALL
QR 03 NAT



RIVER
QR 04 NAT



AUTHENTIC
DIVERSE
NATURAL

*NOTE: This product can be installed
using elevated systems.*

**Special Order*

12 X 24' **SPECIAL ORDER**



11.73 x 23.54 x 3/4"

24 X 24



23.54 x 23.54 x 3/4"

MODULAR
(SOLD AS A PAIR) **SPECIAL ORDER**



23.54 x 35.35 x 3/4" &
11.73 x 23.54 x 3/4"

18 X 36'



17.64 x 35.35 x 3/4"

24 X 48' **SPECIAL ORDER**



23.54 x 47.17 x 3/4"

UNICO



12.99 x 23.54 x 3/4"

See page 60
for full product
information.



Spacers are required for all porcelain paver installations. For vehicular applications, there must be a mortar install over a concrete slab. Visit Belgard.com/porcelain for additional installation details.


MIRAGE
Porcelain Design. Sustainability



NEW

GLOCAL

CONCRETE FINISH



IDEAL
GC 03



CLASSIC
GC 05



GLOBAL
LOCAL
NUANCED

NOTE: This product can be installed using elevated systems.

24 X 24



23.54 x 23.54 x 3/4

24 X 48



23.54 x 47.17 x 3/4

UNICO



12.99 x 23.54 x 3/4

See page 60
for full product
information.



Spacers are required for all porcelain paver installations. For vehicular applications, there must be a mortar install over a concrete slab. Visit Belgard.com/porcelain for additional installation details.

MIRAGE
Porcelain. Design. Sustainability.







Daylight



DAYLIGHT
NN 01 ST



EMBER
NN 02 ST



HONEY
NN 03 ST



WARM
LIVELY
AGED

NOTE: This product can be installed using elevated systems.

8 X 48



7.64 x 47.17 x 3/4

12 X 48



11.73 x 47.17 x 3/4



Spacers are required for all porcelain paver installations. For vehicular applications, there must be a mortar install over a concrete slab. Visit Belgard.com/porcelain for additional installation details.

MIRAGE
Porcelain. Design. Sustainability.





VERONA™

STONE FINISH



BLUE STONE
VR 01 ST



TAOS
VR 02 ST



YUKON
VR 03 ST



PLATINUM
VR 04 ST



HARMONIOUS
NATURAL
STRIKING

*NOTE: This product can be installed
using elevated systems.*

24 X 24

UNICO



23.54 x 23.54 x 3/4



12.99 x 23.54 x 3/4

See page 60
for full product
information.



*Spacers are required for all porcelain paver
installations. For vehicular applications,
there must be a mortar install over a concrete slab. Visit
Belgard.com/porcelain for additional installation details.*

MIRAGE®
Porcelain. Design. Sustainability.



UNICO

STEP & COPING

ARDESIE



AFRICAN STONE

AD 03 NAT


SPECIAL
ORDER

QUARZITI 2.0



GLACIER

QR 01 NAT



MOUNTAIN

QR 02 NAT



WATERFALL

QR 03 NAT




RIVER

QR 04 NAT



VERONA



BLUE STONE

VR 01 ST



TAOS

VR 02 ST



YUKON

VR 03 ST



PLATINUM

VR 04 ST




GLOCAL



IDEAL

GC 03




CLASSIC

GC 05




NOON




DAYLIGHT

NN 01 ST



EMBER

NN 02 ST



HONEY

NN 03 ST



UNICO




12.99 x 23.54 x 3/4



A SINGLE SOLUTION FOR TWO INSTALLATION NEEDS

This versatile porcelain unit is processed on both sides to give you maximum flexibility and design freedom. Unico can be used as a step and as a coping for swimming pools. With a rounded, bullnose edge or straight edge, this uniquely functional border piece looks great from every angle.




ROUNDED EDGE

STRAIGHT EDGE

MIRAGE
Porcelain. Design. Sustainability





LEGEND



NATURAL




HERITAGE



LEGACY

WALLS



NATURAL

66
Belair Wall®

68
Diamond Pro®
PS Quarried Face

HERITAGE

70
AB® Collection

72
Brookshire™

74
Weston Stone™

LEGACY

76
Diamond® 9D

78
Diamond Pro®
PS Victorian Face

*freestanding
retaining
garden*

TAKE *it from* THE PROS


As the originator of the Diamond rear-lip system, **Anchor Wall Systems** is the industry expert on both residential and commercial retaining walls.




Trusted to build walls up to 100 feet high

SAME BLOCK, TWO OPTIONS FOR INSTALL

Both rear-lip and pin system establish wall position setback. The choice is yours.



REAR-LIP
SYSTEM



PIN
SYSTEM






DIAMOND PRO[®] SERIES

WITH 100 MILLION+ UNITS SOLD, DIAMOND PRO IS THE #1 CHOICE FOR COMMERCIAL WALL BLOCKS. First developed in the 1990s, the Diamond Pro Series quickly became contractors' preferred wall block for large-scale walls.

VISIT Belgard.com/DiamondPro FOR MORE STYLES AND COLORS

The Diamond[®] Wall System is the gold standard for residential retaining walls. Following professional demand, the 8" high version was developed and introduced as the Pro Series.



DIAMOND PRO[®]

Launched in 1996, Diamond Pro Retaining Wall System was created out of the need for a reliable commercial use product.



Available in straight face, beveled face styles & a corner unit. 4" matching split face cap.

DIAMOND PRO[®] QUARRIED FACE

Launched in 2018, Diamond Pro Quarried Face Retaining Wall System was created with a sculpted or chiseled look you would find in a quarry.



Available with a corner unit. 4" matching sculpted face cap.


DIAMOND PRO[®] PS VICTORIAN FACE

Launched in 2016, Diamond Pro PS Retaining Wall System gives contractors the option of a non rear-lip with the ease of a pin system.





DANVILLE BLEND



SABLE BLEND



SLIEX BLEND



FREESTANDING
MULTI-PIECE
CHISELED
VERSATILE

6" FREESTANDING WALL



6 x 8 / 6 x 11



6 x 16 / 14 x 11

CAP



3 x 7 / 8 x 13½

COLUMN/CORNER



6 x 16 x 8

CAP END



3 x 8 x 13½

WALL END



6 x 8 x 11

U START BASE BLOCK

3½ x 18¾ x 12*
(Sold Separately)

Recommended for use with all available wall block units. Visit Belgard.com for full product information.

*Note: U Start Base Block actual coverage length is 16½







DIAMOND PRO[®]

PS QUARRIED FACE

Sable Blend



DANVILLE BLEND

SABLE BLEND



RETAINING

NATURAL
VERSATILE
DURABLE

BLOCK



8 x 18 x 12

CORNER



8 x 18 x 9

4" QUARRIED CAP



4 x 17 $\frac{1}{4}$ / 12 x 10 $\frac{3}{8}$

ANCHOR™ FIBERGLASS PINS



5" L x .05" dia.
2 pins per block, sold separately.

U START BASE BLOCK®



3 $\frac{1}{2}$ x 18 $\frac{7}{16}$ x 12"
(Sold Separately)

Recommended for use with all available wall block units. Visit Belgard.com for full product information.

**Note: U Start Base Block actual coverage length is 16 $\frac{11}{16}$*

ENGINEERED SOLUTIONS BY
ANCHOR[™]
WALL SYSTEMS





COLLECTION

AB[®]


Sable Blend



DANVILLE BLEND



GRANITE GRAY



SABLE BLEND



RETAINING

TEXTURED
NATURAL
EUROPEAN

AB CLASSIC
6° SETBACK



8 x 18 x 12

AB JUMBO JUNIOR
6° SETBACK



8 x 9 x 9½

AB CORNER



8 x 16 x 8

AB CAP



4 x 17½ x 12

AB STONE*
12° SETBACK



8 x 18 x 12

U START BASE BLOCK*



3½ x 18⁷/₁₆ x 12*
(Sold Separately)

Recommended for use with all available wall block units. Visit Belgard.com for full product information.

*Note: U Start Base Block actual coverage length is 16¹/₁₆

*Special Order






BROOKSHIRE™


WALL



DANVILLE BLEND



SILEX BLEND



SABLE BLEND



FREESTANDING / RETAINING

RUGGED
SPLIT-STONE
VERSATILE

Installed in HGTV's Dream Home 2021!

HGTV
DREAM HOME
PROUD SPONSOR 2021

Belgard.com/HGTVdreamhome**BROOKSHIRE WALL 3"**

3 x 6 / 4 x 9 3 x 12 / 10 x 9 3 x 16 / 14 x 9

BROOKSHIRE WALL 6"

6 x 6 / 4 x 9 6 x 12 / 10 x 9 6 x 16 / 14 x 9

RADIAN MULTI-PIECE CAP3 x 8 $\frac{7}{8}$ Front / 6 $\frac{1}{2}$ Back x 12 3 x 11 $\frac{1}{4}$ Front / 9 $\frac{1}{2}$ Back x 12 3 x 14 $\frac{3}{4}$ Front / 12 $\frac{1}{2}$ Back x 12**3" COLUMN / CORNER**

3 x 15 / 14 x 9

6" COLUMN / CORNER

6 x 15 / 14 x 9

XL™ CAP

3 x 18 / 12 x 13

ANCHOR™ PINS5" L x .05" dia.
(Incl. w/ 6" block only)**U START BASE BLOCK***3 $\frac{1}{2}$ x 18 $\frac{1}{16}$ x 12"
(Sold Separately)

Recommended for use with all available wall block units. Visit Belgard.com for full product information.

*Note: U Start Base Block actual coverage length is 16 $\frac{1}{16}$ "

Tumbled Brookshire is only available in 6" special order.

ENGINEERED SOLUTIONS BY
ANCHOR™
WALL SYSTEMS






Danville Blend



DANVILLE BLEND



SABLE BLEND



SILEX BLEND



FREESTANDING / RETAINING

CLASSIC
TUMBLED
VERSATILE

WESTON STONE

4 x 8 x 12

U START BASE BLOCK*3½ x 18⁷/₁₆ x 12*
(Sold Separately)

Recommended for use with all available wall block units. Visit Belgard.com for full product information.

**Note: U Start Base Block actual coverage length is 16¹¹/₁₆*





DIAMOND® 9 D




Silex Blend



DANVILLE BLEND



GRANITE GRAY



SABLE BLEND



SILEX BLEND



RETAINING

DISTRESSED
MULTIPURPOSE
CLASSIC

LARGE



6 x 17 $\frac{3}{4}$ x 9

6" CORNER



6 x 17 $\frac{3}{4}$ x 9

XL™ CAP



3 x 18 / 12 x 13

U START BASE BLOCK®




3 $\frac{1}{2}$ x 18 $\frac{1}{16}$ x 12*
(Sold Separately)


Recommended for use with all available wall block units. Visit Belgard.com for full product information.

*Note: U Start Base Block actual coverage length is 16 $\frac{11}{16}$

ENGINEERED SOLUTIONS BY
ANCHOR
WALL SYSTEMS







DIAMOND PRO[®] PS VICTORIAN FACE

Danville Blend



DANVILLE BLEND



GRANITE GRAY



SABLE BLEND



RETAINING

FLEXIBLE
FACETTED
DISTINCT

VICTORIAN FACE



8 x 18 x 12

VICTORIAN CORNER



8 x 18 x 9

4" UNIVERSAL VICTORIAN CAP



4 x 17¹/₄ / 12 x 10³/₈

ANCHOR™ FIBERGLASS PINS



5" L x .05" dia.
2 pins per block, sold separately.

U START BASE BLOCK*




3¹/₂ x 18⁷/₁₆ x 12*
(Sold Separately)

Recommended for use with all available wall block units. Visit Belgard.com for full product information.

*Note: U Start Base Block actual coverage length is 16¹¹/₁₆

ENGINEERED SOLUTIONS BY
ANCHOR[™]
WALL SYSTEMS







LEGEND



METROPOLITAN



NATURAL



METROPOLITAN

82
Artforms™

NATURAL

84
Ashlar Tandem™

*When your project demands more
from a product, these materials
offer limitless possibilities*

VISIT [Beldgard.com/VersatileLandscaping](http://Belgard.com/VersatileLandscaping)
FOR OUR PROJECT IDEA BOOK AND MORE

VERSATILE LANDSCAPING



REVOLUTIONIZE
your PATIO

CUSTOMIZE YOUR SPACE WITH ARTFORMS™

This revolutionary system utilizes a large-format modular panel system to create infinite design possibilities with ease. High-strength concrete is mechanically fastened with stainless steel hardware creating little to no mess or disruption.



*Functionality and aesthetics
in one landscape*

Sleek, modern, and beautiful

SHAPES & SIZES



18 x 36 x 3



6 x 36 x 3

AVAILABLE COLORS



SCANDINA GREY

Please contact your local Belgard representative for accurate samples, availability and pricing.



SEE WHAT'S POSSIBLE AT Belgard.com/Artforms
OR CHECK OUT OUR ARTFORMS IDEA BOOK





DANVILLE BLEND



SABLE BLEND



SILEX BLEND



FREESTANDING / RETAINING

MULTI-PIECE
CHISELED
VERSATILE

Installed in HGTV's Dream Home 2020!

HGTV
DREAM HOME
PROUD SPONSOR 2020

Belgard.com/HGTVdreamhome

ASHLAR TANDEM UNITS 1, 2 & 3

7 x 13³/₁₆ x 2⁵/₈7 x 15¹³/₁₆ x 2⁵/₈7 x 18⁷/₁₆ x 2⁵/₈

TANDEM CAP

3¹/₄ x 24 x 15

COLUMN CAP

24 x 24 x 3¹/₄

MODULAR BLOCK




Visit Belgard.com/tandem
for full product
information.

7¹/₁₆ x 7⁷/₈ x 7⁷/₈
(Connectors Included)

8" CONNECTOR



TANDEM COLUMN KIT



TANDEM MODULAR GRID



Visit Belgard.com/tandem
for full product
information.


U START BASE BLOCK*



3¹/₂ x 18⁷/₁₆ x 12"
(Sold Separately)

Recommended for use with all available
wall block units. Visit Belgard.com for
full product information.

*Note: U Start Base Block actual
coverage length is 16¹/₁₆







LEGEND



NATURAL



HERITAGE

FIRE FEATURES



NATURAL

88
Bordeaux™ Series

90
Bristol™ Series

91
Flagstone Fire
Pit Kit

HERITAGE

92
Brighton™ Series


94
Countryside Fire
Pit Kit

95
Weston Stone™
Fire Pit Kit




BORDEAUX™ SERIES

Sienna / Midnight



SIENNA
BODY COLOR



BUFF
ACCENT COLOR



PEWTER
BODY COLOR



MIDNIGHT
BODY COLOR



NATURAL
POLISHED
GRAND

PLEASE NOTE: All of our fireplaces, brick ovens and fire pits come standard as wood-burning units. However, our fireplaces and fire pits can be retro-fitted for gas burning log sets and burners. Our brick ovens are wood-burning units only. Please contact us for more details at 877-235-4273.

Be sure to check with your local municipality for any codes that may affect your installation. Grill island includes Summerset Grill and Door Set. Grill is available in propane or natural gas. Must be specified when placing order.



LINEAR FIRE TABLE*
6'2"W x 2'11"D x 2'5"H



LINEAR FIREPLACE*
7'4"W x 2'11"D x 4'2"H



GRILL ISLAND
2'6"D x 5'11"W x 3'5"H
(Grill and doors included)



FIREPLACE WOOD BOXES
2'1¼"D x 3'3"W x 3'1"H per box
(Sold as pair)



FIREPLACE
2'7"D x 4'3"W x 7'8"H



XL FIREPLACE
3'2¼"D x 5'6"W x 9'H

*Silo represents product only, not surface texture





**GRILL ISLAND**

3'D x 6'4"W x 4'4"H
(Grill and doors included)

**FIREPLACE WOOD BOXES**

2'4"D x 3'W x 3'3"H per box
(Sold as pair)

**FIREPLACE**

3'D x 5'W x 9'6"H

**HEARTH**

2'D x 5'W x 11"H


GASCONY TAN
BODY COLOR




ASHBURY HAZE
ACCENT COLOR



COTSWOLD MIST
BODY COLOR



BROOKSTONE SLATE
ACCENT COLOR



TUMBLLED
RUSTIC
INVITING



Gascony Tan / Ashbury Haze

PLEASE NOTE: All of our fireplaces, brick ovens and fire pits come standard as wood-burning units. However, our fireplaces and fire pits can be retro-fitted for gas burning log sets and burners. Our brick ovens are wood-burning units only. Please contact us for more details at 877-235-4273.

Be sure to check with your local municipality for any codes that may affect your installation. Grill island includes Summerset Grill and Door Set. Grill is available in propane or natural gas. Must be specified when placing order.



FLAGSTONE

FIRE PIT KIT



ALLEGHENY



ASHLAND



NATURAL
TUMBLER
STACKED

ROUND FIRE PIT:

12" tall
43" outside
30" inside

FIRE PIT KIT




5 x 11¹³/₁₆ x 3¹/₈

Metal ring insert included. Stacks up to 3 rows high.



Cotswold Mist / Ashbury Haze

GASCONY TAN
BODY COLORASHBURY HAZE
ACCENT COLORCOTSWOLD MIST
BODY COLORBROOKSTONE SLATE
ACCENT COLOR

H
TUMBLLED
RUSTIC
CLASSIC


**FIREPLACE**

3'4"D x 4'4"W x 8'4"H

**FIREPLACE WOOD BOXES**2'4"D x 2'8"W x 2'11"H per box
(Sold as pair)

PLEASE NOTE: All of our fireplaces, brick ovens and fire pits come standard as wood-burning units. However, our fireplaces and fire pits can be retro-fitted for gas burning log sets and burners. Our brick ovens are wood-burning units only. Please contact us for more details at 877-235-4273.

Be sure to check with your local municipality for any codes that may affect your installation.







ALLEGHENY



ASHLAND

H
 RUSTIC
 DURABLE
 STONE-TEXTURED

ROUND FIRE PIT:

16" tall
 46" outside
 30" inside



COUNTRYSIDE FIRE PIT

FIRE PIT KIT

4 x 9 / 6 x 8

Available with metal ring and bag of sand.



WESTON STONE™ FIRE PIT KIT

Silex Blend
©Jared Kuzia for This Old House



DANVILLE BLEND



SABLE BLEND



SILEX BLEND



TUMBLER
RUSTIC
COMPACT

SQUARE FIRE PIT:

Outside is 44" in diameter
Stacks up to 4 rows high

SQUARE FIRE PIT KIT



4 x 8 x 12

Available with metal ring and fire brick.



LEGEND



METROPOLITAN



NATURAL



HERITAGE



LEGACY

ACCESSORIES



METROPOLITAN

98

Laguna™ Coping

NATURAL

100

Coventina™ Coping

101

Landings™ Step

HERITAGE

102

Brookshire™ Curb

LEGACY

103

Marina™ Coping



LAGUNA™

COPING

Alpine Gray



ALPINE GRAY



STERLING GRAY



MODERN
STYLISH
ACCENT

60MM



14³/₁₆ x 23⁵/₁₆ x 2³/₁₆








CHARCOAL



DANVILLE BLEND



SILEX BLEND



SABLE BLEND



WALNUT



TEXTURED
RICH-COLOR
VERSATILE



COVENTINA

INA™

COPING

Sable Blend

COPING



14 x 23½ x 2¾



LANDINGS™

STEP UNIT

Sable Blend



CHARCOAL



DANVILLE BLEND



SABLE BLEND



SILEX BLEND



QUARRIED
GRAND
ORGANIC

Installed in HGTV's Dream Home 2020 & 2021!



Belgard.com/HGTVdreamhome

STEP UNIT



6 x 48 x 18





DANVILLE BLEND



SABLE BLEND



SILEX BLEND

H
COBBLED
NATURAL
ACCENT



BROOKSHIRE™

CURB / EDGER

Silex Blend

Installed in HGTV's Dream Home 2021!

CURB

3 3/4 x 7 1/8 x 3 5/8



3 3/4 x 9 7/8 x 3 5/8



3 3/4 x 10 7/8 x 3 5/8

HGTV
DREAM HOME
PROUD SPONSOR 2021

[Beldgard.com/dreamhome](http://Belgard.com/dreamhome)



MARINA™

COPING

Charcoal




CHARCOAL



DANVILLE BLEND



SABLE BLEND



SILEX BLEND


 BULLNOSED
 DISTINCTIVE
 ACCENT

COPING UNIT



5¹⁵/₁₆ x 11¹³/₁₆ x 2³/₈

Also available in Tumbled

COMPLETE PAVER CARE

For over 35 years, installers and homeowners everywhere trust the effectiveness and durability of Techniseal® products to keep their hardscapes as beautiful as they envisioned.

Over 35 million sq. ft. of sealer coverage shipped from 2016 to present – 43 times the size of Madison Square Garden in New York

Over 107 million sq. ft. of sand coverage shipped from 2016 to present – 3 times the size of Central Park in New York

Over 98,000 gallons of cleaners shipped from 2016 to present – the equivalent of 36 minutes of water dropping from Burney Falls in California



INSTALL

SANDS



High-performance jointing materials remain flexible to withstand seasonal weather impact, with lasting durability to prevent weed and insect invasion. Sand is available in a variety of colors to suit your style; contact your local Belgard® Representative for your regional offerings.




CLEAN

CLEANERS



Superior solutions for any cleaning challenge, from light cleaning to deep oil, rust, or grime removal.



PROTECT

SEALERS












Enhance the look of your outdoor space with the perfect finish, while protecting your hardscape from weathering and staining.

PREVENTATIVE MAINTENANCE

Untreated concrete pavers are porous and can absorb stains if not properly maintained. To keep your space looking its best, address surface grime and stubborn spots with Techniseal specialized cleaners to help prevent long-term damage to your pavers. Select a high-quality Techniseal sealer in your preferred finish to enhance your hardscape's overall look and help prevent stains. Whether installing a new hardscape or restoring an existing space, Techniseal offers solutions to maximize the life of concrete pavers.



PAVERS

PALLET INFORMATION / ESTIMATING CHART




AGILINA® PLANK		SQFT/ PALLET	SQFT/ LAYER	LAYER/ PALLET	UNITS/ PALLET	WEIGHT/ PALLET	LNFT/PALLET (SOLDIER)	LNFT/PALLET (SAILOR)	
3-PIECE – 5" 80MM		5 x 11 ¹³ / ₁₆ x 3 ¹ / ₈	-	-	-	-	-	-	
		5 x 15 ³ / ₄ x 3 ¹ / ₈	-	-	-	-	-	-	
		5 x 19 ¹ / ₁₆ x 3 ¹ / ₈	-	-	-	-	-	-	
	TOTAL		91.62	11.45	8		3300	-	-
3-PIECE – 7 1/2" 80MM		7 ¹ / ₂ x 11 ¹³ / ₁₆ x 3 ¹ / ₈	-	-	-	-	-	-	
		7 ¹ / ₂ x 15 ³ / ₄ x 3 ¹ / ₈	-	-	-	-	-	-	
		7 ¹ / ₂ x 19 ¹ / ₁₆ x 3 ¹ / ₈	-	-	-	-	-	-	
	TOTAL		77.08	9.65	8		2850	-	-
AQUALINE		SQFT/ PALLET	SQFT/ LAYER	LAYER/ PALLET	UNITS/ PALLET	WEIGHT/ PALLET	LNFT/PALLET (SOLDIER)	LNFT/PALLET (SAILOR)	
80MM		4 ¹ / ₂ x 9 x 3 ¹ / ₈	90	11.25	8	320	2835	-	-
BERGERAC®		SQFT/ PALLET	SQFT/ LAYER	LAYER/ PALLET	UNITS/ PALLET	WEIGHT/ PALLET	LNFT/PALLET (SOLDIER)	LNFT/PALLET (SAILOR)	
4-PIECE COMBO		5 ¹ / ₂ x 4 ³ / ₄ x 2 ³ / ₈	-	-	-	-	-	-	
		5 ¹ / ₂ x 6 ⁵ / ₁₆ x 2 ³ / ₈	-	-	-	-	-	-	
		5 ¹ / ₂ x 7 ⁷ / ₈ x 2 ³ / ₈	-	-	-	-	-	-	
		5 ¹ / ₂ x 9 ⁷ / ₁₆ x 2 ³ / ₈	-	-	-	-	-	-	
	TOTAL		136.62	12.42	11		3600	-	-
CIRCLE KIT	Variable x 2 3/8	59.6	6	-	-	1485	-	-	

PAVERS

PALLET INFORMATION / ESTIMATING CHART












CAPE COBBLE™			SQFT/ PALLET	SQFT/ LAYER	LAYER/ PALLET	UNITS/ PALLET	WEIGHT/ PALLET	LNFT/PALLET (SOLDIER)	LNFT/PALLET (SAILOR)
6 X 6		6 x 6 x 2 $\frac{3}{8}$	120	12	10	480	3040	240	240
		6 x 9 x 2 $\frac{3}{8}$	112.5	11.25	10	300	2920	150	225

CATALINA GRANA®			SQFT/ PALLET	SQFT/ LAYER	LAYER/ PALLET	UNITS/ PALLET	WEIGHT/ PALLET	LNFT/PALLET (SOLDIER)	LNFT/PALLET (SAILOR)
3-PIECE		6 x 12 x 2 $\frac{3}{8}$	30	-	-	-	-	-	-
		9 x 12 x 2 $\frac{3}{8}$	30	-	-	-	-	-	-
		12 x 12 x 2 $\frac{3}{8}$	60	-	-	-	-	-	-
TOTAL			120	12	10	-	3200	-	-

CATALINA™ SLATE			SQFT/ PALLET	SQFT/ LAYER	LAYER/ PALLET	UNITS/ PALLET	WEIGHT/ PALLET	LNFT/PALLET (SOLDIER)	LNFT/PALLET (SAILOR)
3-PIECE		6 x 12 x 2 $\frac{3}{8}$	-	-	-	-	-	-	-
		9 x 12 x 2 $\frac{3}{8}$	-	-	-	-	-	-	-
		12 x 12 x 2 $\frac{3}{8}$	-	-	-	-	-	-	-
TOTAL			120	12	10	-	3200	-	-



PAVERS

PALLET INFORMATION / ESTIMATING CHART






H DUBLIN COBBLE®			SQFT/ PALLET	SQFT/ LAYER	LAYER/ PALLET	UNITS/ PALLET	WEIGHT/ PALLET	LNFT/PALLET (SOLDIER)	LNFT/PALLET (SAILOR)
3-PIECE MODULAR		2 ¹ / ₁₆ x 5 ¹ / ₁₆ x 2 ³ / ₈	-	-	-	-	-	-	-
		5 ¹ / ₁₆ x 5 ¹ / ₁₆ x 2 ³ / ₈	-	-	-	-	-	-	-
		5 ¹ / ₁₆ x 8 ⁷ / ₈ x 2 ³ / ₈	-	-	-	-	-	-	-
TOTAL			127.93	11.63	11	-	3440	-	-
CIRCLE KIT		5 ¹ / ₂ x Variable x 2 ³ / ₈	77.8	7.78	10	-	2300	-	-
									
									
H HOLLAND STONE			SQFT/ PALLET	SQFT/ LAYER	LAYER/ PALLET	UNITS/ PALLET	WEIGHT/ PALLET	LNFT/PALLET (SOLDIER)	LNFT/PALLET (SAILOR)
60MM		3 ¹⁵ / ₁₆ x 7 ⁷ / ₈ x 2 ³ / ₈	120	12	10	540	3190	180	360
80MM		3 ¹⁵ / ₁₆ x 7 ⁷ / ₈ x 3 ¹ / ₈	96	12	8	432	2980	144	288
H LAFITT™ GRANA SLAB			SQFT/ PALLET	SQFT/ LAYER	LAYER/ PALLET	UNITS/ PALLET	WEIGHT/ PALLET	LNFT/PALLET (SOLDIER)	LNFT/PALLET (SAILOR)
3-PIECE		7 ³ / ₈ x 14 ⁷ / ₈ x 2 ³ / ₈	-	-	-	-	-	-	-
		14 ⁷ / ₈ x 14 ⁷ / ₈ x 2 ³ / ₈	-	-	-	-	-	-	-
		14 ⁷ / ₈ x 22 ⁵ / ₁₆ x 2 ³ / ₈	-	-	-	-	-	-	-
TOTAL			116.57	11.66	10	-	3361	-	-

PAVERS

PALLET INFORMATION / ESTIMATING CHART








LAFITT® PAVER			SQFT/ PALLET	SQFT/ LAYER	LAYER/ PALLET	UNITS/ PALLET	WEIGHT/ PALLET	LNFT/PALLET (SOLDIER)	LNFT/PALLET (SAILOR)
6 X 6		6 x 6 x 2 ³ / ₈	120	12	10	480	3040	-	240
6 X 9		6 x 9 x 2 ³ / ₈	112.5	11.25	10	300	2920	150	225

LAFITT® RUSTIC SLAB			SQFT/ PALLET	SQFT/ LAYER	LAYER/ PALLET	UNITS/ PALLET	WEIGHT/ PALLET	LNFT/PALLET (SOLDIER)	LNFT/PALLET (SAILOR)
3-PIECE MODULAR		7 ³ / ₈ x 14 ⁷ / ₈ x 2 ³ / ₈	-	-	-	-	-	-	-
		14 ⁷ / ₈ x 14 ⁷ / ₈ x 2 ³ / ₈	-	-	-	-	-	-	-
		14 ⁷ / ₈ x 22 ⁷ / ₁₆ x 2 ³ / ₈	-	-	-	-	-	-	-
TOTAL			116.57	11.66	10	-	3361	-	-

LONDON COBBLE			SQFT/ PALLET	SQFT/ LAYER	LAYER/ PALLET	UNITS/ PALLET	WEIGHT/ PALLET	LNFT/PALLET (SOLDIER)	LNFT/PALLET (SAILOR)
6 X 6		6 x 6 x 2 ³ / ₈	120	12	10	480	3040	-	240
6 X 9		6 x 9 x 2 ³ / ₈	112.5	11.25	10	300	2920	150	225
CIRCLE KIT		6 x Variable x 2 ³ / ₈	77.8	7.78	10	-	2300	-	-
									
									

PAVERS




PALLET INFORMATION / ESTIMATING CHART




MEGA-ARBEL® PATIO SLAB			SQFT/ PALLET	SQFT/ LAYER	LAYER/ PALLET	UNITS/ PALLET	WEIGHT/ PALLET	LNFT/PALLET (SOLDIER)	LNFT/PALLET (SAILOR)
60MM		15 ³ / ₈ x 21 x 2 ³ / ₈	104.4	8.7	12	72	2750	-	-
OLD YORK™			SQFT/ PALLET	SQFT/ LAYER	LAYER/ PALLET	UNITS/ PALLET	WEIGHT/ PALLET	LNFT/PALLET (SOLDIER)	LNFT/PALLET (SAILOR)
4 X 8		3 ¹⁵ / ₁₆ x 7 ⁷ / ₈ x 2 ³ / ₈	120	12	10	540	3190	180	360
TURFSTONE™			SQFT/ PALLET	SQFT/ LAYER	LAYER/ PALLET	UNITS/ PALLET	WEIGHT/ PALLET	LNFT/PALLET (SOLDIER)	LNFT/PALLET (SAILOR)
80MM		15 ³ / ₄ x 23 ³ / ₈ x 3 ¹ / ₈	106.8	13.35	8	40	2180	-	-
URBANA® STONE			SQFT/ PALLET	SQFT/ LAYER	LAYER/ PALLET	UNITS/ PALLET	WEIGHT/ PALLET	LNFT/PALLET (SOLDIER)	LNFT/PALLET (SAILOR)
3-PIECE		3 ¹⁵ / ₁₆ x 7 ⁷ / ₈ x 2 ³ / ₈	-	-	-	-	-	-	-
		7 ⁷ / ₈ x 7 ⁷ / ₈ x 2 ³ / ₈	-	-	-	-	-	-	-
		7 ⁷ / ₈ x 11 ¹³ / ₁₆ x 2 ³ / ₈	-	-	-	-	-	-	-
TOTAL			113.63	10.33	11	-	3280	-	174.81
LG. SQ.		11 ³ / ₄ x 11 ³ / ₄ x 2 ³ / ₈	116.4	11.64	10	120	2900	120	120

PORCELAIN









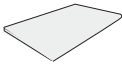


PALLET INFORMATION / ESTIMATING CHART

 ARDESIE			GROSS WEIGHT / BOX	PIECES / BOX	SQFT / BOX	BOXES / FULL PALLET	SQFT / PALLET	PALLET GROSS WEIGHT
24 X 24		23.54 x 23.54 x 3/4	33 kg / 72 lbs	2	7.75	30	232.5	980 kg / 2160 lbs

 GLOCAL			GROSS WEIGHT / BOX	PIECES / BOX	SQFT / BOX	BOXES / FULL PALLET	SQFT / PALLET	PALLET GROSS WEIGHT
24 X 24		23.54 x 23.54 x 3/4	33 kg / 72 lbs	2	7.75	30	232.5	980 kg / 2160 lbs
24 X 48		23.54 x 47.17 x 3/4	34 kg / 74 lbs	1	7.75	35	271.25	1189 kg / 2621 lbs






 NOON			GROSS WEIGHT / BOX	PIECES / BOX	SQFT / BOX	BOXES / FULL PALLET	SQFT / PALLET	PALLET GROSS WEIGHT
8 X 48		7.64 x 47.17 x 3/4	21 kg / 46 lbs	2	5.06	30	151.8	642 kg / 1415 lbs
12 X 48		11.73 x 47.17 x 3/4	34 kg / 74 lbs	2	7.75	36	279	1208 kg / 2664 lbs






PORCELAIN PALLET INFORMATION / ESTIMATING CHART

 QUARZITI 2.0			GROSS WEIGHT / BOX	PIECES / BOX	SQFT / BOX	BOXES / FULL PALLET	SQFT / PALLET	PALLET GROSS WEIGHT	
MODULAR	24 X 24		23.54 x 23.54 x 3/4	33 kg / 72 lbs	2	7.75	30	232.5	980 kg / 2160 lbs
	24 X 36		23.54 x 35.35 x 3/4	33 kg / 72 lbs	2	7.75	20	155	708 kg / 1560 lbs
	12 X 24		11.73 x 23.54						
	18 X 36		17.64 x 35.35 x 3/4	37 kg / 81.4 lbs	2	8.7	27	234.9	1014 kg / 2235 lbs
	24 X 48		23.54 x 47.17 x 3/4	34 kg / 74 lbs	1	7.75	35	271.25	1189 kg / 2621 lbs
	12 X 24		11.73 x 23.54 x 3/4	24.58 kg / 54.19 lbs	3	5.81	40	232.5	998 kg / 2201 lbs
 UNICO			GROSS WEIGHT / BOX	PIECES / BOX	SQ FT / BOX	BOXES / FULL PALLET	LN FT / PALLET	PALLET GROSS WEIGHT	
UNICO		12.99 x 23.54 x 3/4	24 kg / 52 lbs	3	6.37	40	254.82	943 kg / 2080 lbs	
 VERONA™			GROSS WEIGHT / BOX	PIECES / BOX	SQFT / BOX	BOXES / FULL PALLET	SQFT / PALLET	PALLET GROSS WEIGHT	
24 X 24		23.54 x 23.54 x 3/4	33 kg / 72 lbs	2	7.75	30	232.5	980 kg / 2160 lbs	

WALLS







PALLET INFORMATION / ESTIMATING CHART








AB® COLLECTION		SQFT/ PALLET	SQFT/ LAYER	LAYER/ PALLET	UNITS/ PALLET	UNITS/ SQFT	LINEAR FT/ PALLET	WEIGHT/ UNIT	WEIGHT/ PALLET	
CLASSIC		8 x 18 x 12	40	8	5	40	1	-	-	3160
JUMBO JR.		8 x 9 x 9½	40	8	5	80	2	-	-	3120
AB CORNER		8 x 16 x 8	-	-	2	24	-	-	-	1584
AB CAP		4 x 17½ x 12	-	-	7	56	-	82	-	3136
AB STONE 12 DEGREE		8 x 18 x 12	40	8	5	40	1	-	-	3160

ASHLAR TANDEM™		SQFT/ PALLET	SQFT/ LAYER	LAYER/ PALLET	UNITS/ PALLET	UNITS/ SQFT	LINEAR FT/ PALLET	WEIGHT/ UNIT	WEIGHT/ PALLET	
UNIT 1		7 x 13¾ x 3	-	-	-	-	-	-	-	-
UNIT 2		7 x 15½ x 3	-	-	-	-	-	-	-	-
UNIT 3		7 x 18¼ x 3	-	-	-	-	-	-	-	-
TOTAL		70 Veneer / 35 SRW	-	6	-	-	-	-	-	2082
CAP		15 x 24 x 3¼	-	-	5	32	-	64	-	1940
COLUMN CAP		24 x 24 x 3¼	-	-	8	16	-	-	149	2400

WALLS






PALLET INFORMATION / ESTIMATING CHART




 BELAIR WALL®		SQFT/ PALLET	SQFT/ LAYER	LAYER/ PALLET	UNITS/ PALLET	UNITS/ SQFT	LINEAR FT/ PALLET	WEIGHT/ UNIT	WEIGHT/ PALLET	
6" FSW		6 x 8 / 6 x 11	18	6	3	36	-	-	-	1684
		6 x 16 / 14 x 11	-	-	-	-	-	-	-	-
TOTAL		18	6	3	36	-	-	-	-	1684
CORNER		6 x 16 x 8	-	-	2	20	-	-	-	1242
CAP		3 x 7 / 8 x 13½	-	-	8	144	-	90	-	3194
CAP END		3 x 8 x 13½	-	-	-	42	-	-	-	792
WALL END		6 x 8 x 11	-	-	-	42	-	-	-	1470

 BROOKSHIRE™		SQFT/ PALLET	SQFT/ LAYER	LAYER/ PALLET	UNITS/ PALLET	UNITS/ LAYER	UNITS/ SQFT	WEIGHT/ UNIT	WEIGHT/ PALLET
3" WALL		3 x 6 / 4 x 9	-	-	-	-	-	-	-
		3 x 12 / 10 x 9	-	-	-	-	-	-	-
		3 x 16 / 14 x 9	-	-	-	-	-	-	-
TOTAL		32	3.2	10	-	-	-	-	3200
6" WALL		6 x 6 / 4 x 9	-	-	-	-	-	-	-
		6 x 12 / 10 x 9	-	-	-	-	-	-	-
		6 x 16 / 14 x 9	-	-	-	-	-	-	-
TOTAL		32	6.4	5	-	-	-	-	3200

WALLS






PALLET INFORMATION / ESTIMATING CHART

BROOKSHIRE™ CONT'D.		SQFT/ PALLET	SQFT/ LAYER	LAYER/ PALLET	UNITS/ PALLET	UNITS/ SQFT	LINEAR FT/ PALLET	WEIGHT/ UNIT	WEIGHT/ PALLET
3" CORNER		3 x 15 / 14 x 9	29	-	8	96	-	-	2860
6" CORNER		6 x 15 / 14 x 9	29	-	4	48	-	-	3060
XL CAP		3 x 18 / 12 x 13	-	-	9	81	101.25	-	3660
RADIAN MULTI-PIECE CAP		3 x 8 ⁷ / ₈ Front / 6 ¹ / ₂ Back x 12	-	-	-	-	-	-	-
		3 x 11 ¹ / ₄ Front / 9 ¹ / ₂ Back x 12	-	-	-	-	-	-	-
		3 x 14 ³ / ₄ Front / 12 ¹ / ₂ Back x 12	-	-	-	-	-	-	-
TOTAL					24 Sets		64		2550

DIAMOND® 9D		SQFT/ PALLET	SQFT/ LAYER	LAYER/ PALLET	UNITS/ PALLET	UNITS/ SQFT	LINEAR FT/ PALLET	WEIGHT/ UNIT	WEIGHT/ PALLET
BLOCK		6 x 17 ³ / ₄ x 9	44.4	8.88	5	60	1.35	-	3300
6" CORNER		6 x 17 ³ / ₄ x 8	-	-	5	40	-	-	3207
XL CAP		3 x 18 / 12 x 13	-	-	9	81	101.25	-	3660



WALLS


PALLET INFORMATION / ESTIMATING CHART

 DIAMOND PRO® PS QUARRIED		SQFT/ PALLET	SQFT/ LAYER	LAYER/ PALLET	UNITS/ PALLET	UNITS/ SQFT	LINEAR FT/ PALLET	WEIGHT/ UNIT	WEIGHT/ PALLET
BLOCK	 8 x 18 x 12	48	12	4	48	1	-	-	3648
CORNER	 8 x 18 x 9	40	-	5	40	-	-	-	4370
4" CAP	 4 x 17¼ / 12 x 10¾	-	-	6	72	-	87	-	4100
PINS	 5" L x .05" dia.	-	-	-	100 per box	-	-	-	-

 DIAMOND PRO® PS VICTORIAN		SQFT/ PALLET	SQFT/ LAYER	LAYER/ PALLET	UNITS/ PALLET	UNITS/ SQFT	LINEAR FT/ PALLET	WEIGHT/ UNIT	WEIGHT/ PALLET
BLOCK	 8 x 18 x 12	48	12	4	48	1	-	-	3648
CORNER	 8 x 18 x 9	40	-	5	40	-	-	-	4370
4" CAP	 4 x 17¼ / 12 x 10¾	-	-	6	72	-	87	-	4100
PINS	 5" L x .05" dia.	-	-	-	100 per box	-	-	-	-

Recommend 1 box of pins per pallet

 WESTON STONE™		SQFT/ PALLET	SQFT/ LAYER	LAYER/ PALLET	UNITS/ PALLET	UNITS/ SQFT	LINEAR FT/ PALLET	WEIGHT/ UNIT	WEIGHT/ PALLET
UNIVERSAL	 4 x 12 x 8	-	-	6	120	3	120	-	3720



U START BASE BLOCK		SQFT/ PALLET	SQFT/ LAYER	LAYER/ PALLET	UNITS/ PALLET	UNITS/ SQFT	LINEAR FT/ PALLET	WEIGHT/ UNIT	WEIGHT/ PALLET
BLOCK	 3½ x 18¾ x 12	-	-	-	56	-	86.24	-	2700

FIRE FEATURES

PALLET INFORMATION / ESTIMATING CHART

Bordeaux™ Series		Body / Accent Color	Unit Weight
	Fireplace	Sienna / Buff	4200
	Wood Boxes	Sienna / Buff	3070
	Grill Island (Summerset)	Sienna / Buff	3055
	Grill Island (LP)	Sienna / Buff	3055
	Fireplace	Sienna / Midnight	4200
	Wood Boxes	Sienna / Midnight	3070
	Grill Island (Summerset)	Sienna / Midnight	3055
	Grill Island (LP)	Sienna / Midnight	3055
	Fireplace	Pewter / Midnight	4200
	Wood Boxes	Pewter / Midnight	3070
	Grill Island (Summerset)	Pewter / Midnight	3055
	Grill Island (LP)	Pewter / Midnight	3055



Brighton™ Series		Body / Accent Color	Unit Weight
	Fireplace	Gascony / Ashbury	5825
	Wood Boxes	Gascony / Ashbury	3200
	Fireplace	Cotswold / Brookstone	5825
	Wood Boxes	Cotswold / Brookstone	3200
	Fireplace	Pewter / Midnight	5825
	Wood Boxes	Pewter / Midnight	3200



Countryside Fire Pit		SQFT/ PALLET	SQFT/ LAYER	LAYER/ PALLET	UNITS/ PALLET	WEIGHT/ PALLET	
BLOCK		4 x 9 / 6 x 8	-	-	-	64	1300
		Inside Diameter: 30" Outside Diameter: 46"	-	-	-	1	-

FIRE FEATURES

PALLET INFORMATION / ESTIMATING CHART




BRISTOL™ SERIES	BODY / ACCENT COLOR	UNIT WEIGHT
Fireplace	Gascony / Ashbury	7245
Wood Boxes	Gascony / Ashbury	3950
Hearth	Gascony / Ashbury	1180
Grill Island (Summerset)	Gascony / Ashbury	4125
Grill Island (LP)	Gascony / Ashbury	4125
Fireplace	Cotswold / Brookstone	7245
Wood Boxes	Cotswold / Brookstone	3950
Hearth	Cotswold / Brookstone	1180
Grill Island (Summerset)	Cotswold / Brookstone	4125
Grill Island (LP)	Cotswold / Brookstone	4125


FLAGSTONE FIRE PIT		SQFT/ PALLET	SQFT/ LAYER	LAYER/ PALLET	UNITS/ PALLET	WEIGHT/ PALLET
BLOCK	 4 x 11 / 8 x 6	-	-	-	36	1500
INSERT	 Inside Diameter: 30" Outside Diameter: 43"	-	-	-	1	-


WESTON STONE™ FIRE PIT		SQFT/ PALLET	SQFT/ LAYER	LAYER/ PALLET	UNITS/ PALLET	WEIGHT/ PALLET
BLOCK	 4 x 8 x 12	-	-	-	48	1600
INSERT	 Inside Diameter: 28" Outside Diameter: 44"	-	-	-	1	-


ACCESSORIES


PALLET INFORMATION / ESTIMATING CHART

BROOKSHIRE™ CURB			SQFT/ PALLET	SQFT/ LAYER	LAYER/ PALLET	UNITS/ PALLET	WEIGHT/ PALLET	LNFT/PALLET (SOLDIER)	LNFT/PALLET (SAILOR)
CURB UNITS		3¾ x 7⅞ x 3⅝	-	-	-	-	-	-	-
		3¾ x 9⅞ x 3⅝	-	-	-	-	-	-	-
		3¾ x 10⅞ x 3⅝	-	-	-	-	-	-	-
	TOTAL		-	-	4	-	1320	-	104 LNFT

COVENTINA™ COPING			SQFT/ PALLET	SQFT/ LAYER	LAYER/ PALLET	UNITS/ PALLET	WEIGHT/ PALLET	LNFT/PALLET (SOLDIER)	LNFT/PALLET (SAILOR)
60MM		14 x 23½ x 2⅝	-	-	11	44	2660	86.17	-

LANDINGS™ STEP			SQFT/ PALLET	SQFT/ LAYER	LAYER/ PALLET	UNITS/ PALLET	WEIGHT/ PALLET	LNFT/PALLET (SOLDIER)	LNFT/PALLET (SAILOR)
STEP UNIT		6 x 48 x 18	-	-	2	2	860	-	-

LAGUNA™ COPING			SQFT/ PALLET	SQFT/ LAYER	LAYER/ PALLET	UNITS/ PALLET	WEIGHT/ PALLET	LNFT/PALLET (SOLDIER)	LNFT/PALLET (SAILOR)
60MM		14⅜ x 23⅝ x 2⅝	-	-	7	28	916	-	-


MARINA® COPING			SQFT/ PALLET	SQFT/ LAYER	LAYER/ PALLET	UNITS/ PALLET	WEIGHT/ PALLET	LNFT/PALLET (SOLDIER)	LNFT/PALLET (SAILOR)
60MM		5⅝ x 11⅜ x 2⅝	-	-	4	168	2160	84	-



HARDSCAPE HEROES

CONGRATULATIONS TO THE 2020 WINNERS!

With the Hardscape Hero program, Belgard Contractors submit their work to compete for the monthly award. One winner is selected each month by a panel of hardscape professionals.




February

TRADITIONAL LANDSCAPING

Mike Smith | Albany, NY

Lafitt® Rustic Slab (TrueColor) in Driftwood Blend, Old York™ in Walnut, Lafitt® Paver in Walnut, Brookshire™ Wall in Driftwood Blend, Mega-Arbel® in Driftwood Blend, Tru-Scapes Lighting




March

MIKE DARLING CONSTRUCTION

Mike Darling | Troy, NY

Lafitt® Rustic Slab in Silex Blend, Mega-Arbel® in Danville Blend, Old York™ border in Charcoal, Diamond® 9D in Silex Blend




April

LEWIS LANDSCAPE SOLUTIONS

Shane Lewis | Saratoga Springs, NY

Lafitt® Rustic Slab in Sable Blend, Ashlar Tandem™ in Sable Blend




May

CJ PICKERING ENTERPRISES

Cody Pickering | Easton, MA

Urbana® Stone in Sable Blend, Weston Stone™ Wall in Sable Blend, Old York™ in Charcoal




June

BECKER LANDSCAPING

Andrew Becker | Fairfield, CT

Lafitt® Rustic Slab in Danville Blend, Marina™ Coping in Danville Blend, London Cobble in Charcoal, Belair Wall® in Danville Blend



July

PITCH PINES LANDSCAPING

Chris Wagner | North Haven, CT

Catalina™ Slate in Sable Blend

To submit your projects to the Hardscape Hero Program, visit Belgard.com/HardscapeHeroes

PEACE OF MIND, GUARANTEED

LIFETIME TRANSFERABLE LIMITED WARRANTY

Oldcastle® APG, Inc. ("Belgard") is proud to inform you that all of our interlocking concrete paver and retaining walls ("Products") meet and/or exceed the requirements of ASTM C-936 and ASTM C-1372. Belgard® guarantees its Products against these standards for the lifetime of the Product defined by ICPI. This guarantee does not apply to splitting, chipping or other breakage that could be caused by impact, abrasion or overloading. This warranty is transferable. The original proof of purchase is required.

This warranty is only valid if the material is installed under the guidelines of the ICPI (www.ICPI.org), The NCMA (www.ncma.org) or the Belgard Installation Guideline Manual. Improper installation voids this warranty. This warranty is for residential applications only and does not apply to commercial applications. It is recommended that the job be installed by a Belgard Preferred Contractor who provides a guaranty of their workmanship for a minimum of 3 years from the date of install. For warranty service, contact Belgard at 1-877-BELGARD. A service representative will investigate your claim within 10 business days. If the Belgard product fails to meet the specifications, Belgard will replace the defective product at no charge. Color matching cannot be guaranteed. Belgard will not be responsible for any replacement labor, consequential damages or incidental damages. This warranty gives you specific legal rights, and you may also have other rights which vary from state to state. Some states do not allow for the exclusion or limitation of incidental or consequential damages, so the above limitation or exclusion may not apply to you. All other warranties, express or implied are waived.

For specific information regarding warranty coverage and exclusions in regards to the Elements and Porcelain Paver products, please visit: Belgard.com/Warranty



ANCHOR NEW ENGLAND LOCATIONS

HOLBROOK
46 Spring Street
Holbrook, MA 02343
781-767-2202

CRANSTON
30 Budlong Road
Cranston, RI 02920
401-942-4800

WEST LEBANON
35 Glen Road
West Lebanon, NH 03784
603-298-5959

STAY CONNECTED



PRODUCT INDEX

PAVERS

Agilina™ Plank.....	30
Aqualine™.....	44
Ardesie.....	52
Bergerac®.....	38
Cape Cobble™.....	39
Catalina Grana®.....	26
Catalina™ Slate.....	32
Dublin Cobble®.....	40
Glocal.....	54
Holland Stone.....	42
Lafitt® Grana Slab.....	28
Lafitt® Paver.....	36
Lafitt® Rustic Slab.....	34
London Cobble.....	43

Mega-Arbel® Patio Slab.....	37
Noon.....	56
Old York™.....	41
Quarziti 2.0.....	53
Turfstone™.....	45
Unico.....	60
Urbana® Stone.....	46
Verona™.....	58

WALLS

AB® Collection.....	70
Belair Wall®.....	66
Brookshire™.....	72

Diamond® 9D.....	76
Diamond Pro® PS Quarried Face.....	68
Diamond Pro® PS Victorian Face.....	78
Weston Stone™.....	74

VERSATILE LANDSCAPING

Artforms™.....	82
Ashlar Tandem™.....	84

FIRE FEATURES

Bordeaux™ Series.....	88
Brighton™ Series.....	92

Bristol™ Series.....	90
Countryside Fire Pit Kit.....	94
Flagstone Fire Pit Kit....	91
Weston Stone™ Fire Pit Kit.....	95

ACCESSORIES

Brookshire™ Curb.....	102
Coventina™ Coping.....	100
Laguna™ Coping.....	98
Landings™ Step.....	101
Marina™ Coping.....	103

COLLECTIONS LEGEND

- Metropolitan Collection
- Natural Collection
- Heritage Collection
- Legacy Collection
- Environmental Collection
- Porcelain Collection



BELGARD
PAVES THE WAY

© Copyright 2021 Oldcastle APG, Inc. All Rights Reserved. BEL20-424

BELGARD.COM

PICTURED ON THE COVER:
LAFITT® RUSTIC SLAB WITH MEGA-ARBEL® PATIO SLAB AND COUNTRYSIDE FIRE PIT